



# Year 4 Term 4

Whole School

Whole Child

Whole Hearted








Identity & Diversity

Curiosity

Life Skills

Environment

Our school value this term is: Forgiveness

English	
	<p style="text-align: center;"><b>Writing</b></p> <p style="text-align: center;"><b>Reading</b></p>
<b>Key Texts</b>	<p style="text-align: center;">Teacup and Wolves in the Wall</p> <div style="display: flex; justify-content: space-around;">   </div> <p><u>Class Novel</u></p> <p>Harry Potter (continued) </p> <p>Other books we will be reading ...</p> <div style="display: flex; justify-content: space-around;">     </div>
<b>Curriculum Objectives</b>	<ul style="list-style-type: none"> <li><b>Recapping Year 3 skills</b> <ul style="list-style-type: none"> <li>-Applying our knowledge of different conjunctions</li> </ul> </li> <li><b>Year 4 Grammar Focus</b> <ul style="list-style-type: none"> <li>-Speech and paragraphing</li> </ul> </li> </ul> <p><b>Narrative focus:</b> Developing character through speech and advancing action  <b>Language focus:</b> Formal vs informal</p> <p><b>Fluency</b></p> <ul style="list-style-type: none"> <li>• Pause</li> <li>• Pace</li> <li>• Volume</li> <li>• Expression</li> </ul> <p><b>Comprehension</b></p> <ul style="list-style-type: none"> <li>• Impressions of characters and settings</li> <li>• Analysing author's techniques- language choices</li> <li>• Etymology of vocabulary- words in context</li> </ul>
<b>Writing Outcomes</b>	<p><b>Spelling</b></p> <ul style="list-style-type: none"> <li>• Review Year 2 homophones</li> <li>• Explore Year 3 and 4 homophones</li> <li>• Review singular possessive apostrophes</li> <li>• Explore plural possessive apostrophes</li> <li>• Explore 'sure' ending</li> <li>• Explore 'ture' ending</li> </ul> <p><b>Narrative</b> – Additional Scene- (Lucy confronting the wolves)  <b>Non-Fiction</b> – Writing to inform – News Bulletin.</p>

Maths	
<b>Length and Perimeter (Continued)</b>	<ul style="list-style-type: none"> <li>-Kilometres and meters</li> <li>-Equivalent lengths</li> <li>Perimeter on a grid</li> <li>-Perimeter of a rectangle and rectilinear shapes</li> <li>-Calculate missing lengths in rectilinear shapes</li> </ul>
<b>Fractions</b>	<ul style="list-style-type: none"> <li>-Understanding fractions</li> <li>-Partitioning fractions</li> <li>-Number lines with fractions</li> <li>-Compare and order fractions</li> <li>-Mixed and improper fractions</li> <li>Equivalent Fractions</li> <li>-Adding and subtracting fractions</li> <li>-Fractions of amount</li> </ul>
<b>Decimals</b>	<ul style="list-style-type: none"> <li>-Tenths as fractions and decimals</li> <li>-Tenths as different representations</li> <li>-Hundredths as fractions and decimals</li> <li>-Hundredths as different representations</li> <li>-Making the whole</li> <li>Ordering and comparing decimals</li> <li>-Rounding decimals</li> </ul>



# Year 4 Term 4

Whole School

Whole Child

Whole Hearted

Identity & Diversity

Curiosity

Life Skills

Environment

Our school value this term is: Forgiveness

Topic	Big Question	Learning
Science – Electricity	How does a circuit work?	<ul style="list-style-type: none"> <li>- Identify common appliances that use electricity and understand the importance of electrical safety.</li> <li>- Construct a simple series circuit, naming its key components, and determine whether a lamp will light based on a complete circuit.</li> <li>- Recognise the role of switches in opening and closing circuits, and identify materials as conductors or insulators, with metals as good conductors.</li> </ul>
History – Vikings	Were the Vikings raiders, traders or settlers?	<ul style="list-style-type: none"> <li>- Understand who the Vikings were and why they came to Britain.</li> <li>- Know why the Vikings raided, traded and settled in Britain.</li> <li>- Explain the important events in the Viking and Anglo-Saxon struggle.</li> </ul>
PSHE – Healthy Me	Healthy Me	<ul style="list-style-type: none"> <li>- Know the impact and effects of alcohol and smoking on our health.</li> <li>- Know how different friendship groups are formed and group dynamics can change.</li> <li>- Recognise how people can put others under pressure and can explain ways we can resist this.</li> </ul>
Art – Painting and Collage	Exploring Still Life	<ul style="list-style-type: none"> <li>- Identify the qualities of still life paintings by traditional painters.</li> <li>- Explore contemporary still life focusing on proportion using drawing.</li> <li>- Create a still life artwork exploring, colour, line and texture.</li> </ul>
PE – Dance	Cats	<ul style="list-style-type: none"> <li>- Understand how we can incorporate unison into a sequence.</li> <li>- Understand how we can incorporate canon into a sequence.</li> <li>- Create a performance that flows .</li> </ul>
RE – Christianity and Humanism	What can we learn from religions about deciding what is right and wrong?	<ul style="list-style-type: none"> <li>- Know how Christians believe we should act when deciding what is right or wrong.</li> <li>- Know how Humanists believe we should act when deciding what is right or wrong.</li> </ul>